

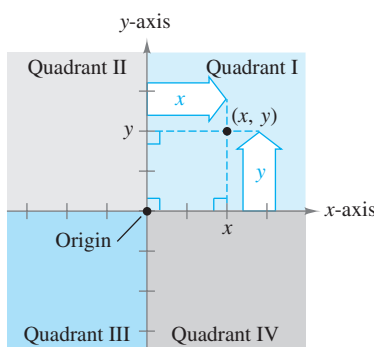
## APPENDIX D.2 The Cartesian Plane

## The Cartesian Plane • The Distance and Midpoint Formulas • Equations of Circles

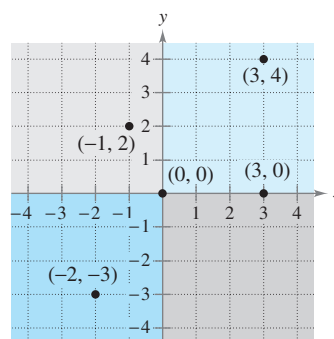
## The Cartesian Plane

Just as you can represent real numbers by points on a real number line, you can represent ordered pairs of real numbers by points in a plane called the **rectangular coordinate system**, or the **Cartesian plane**, after the French mathematician René Descartes.

The Cartesian plane is formed by using two real number lines intersecting at right angles, as shown in Figure D.14. The horizontal real number line is usually called the **x-axis**, and the vertical real number line is usually called the **y-axis**. The point of intersection of these two axes is the **origin**. The two axes divide the plane into four parts called **quadrants**.



The Cartesian plane  
**Figure D.14**



Points represented by ordered pairs  
**Figure D.15**

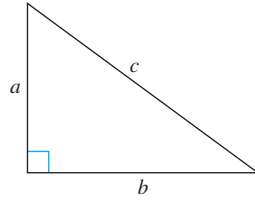
Each point in the plane is identified by an **ordered pair**  $(x, y)$  of real numbers  $x$  and  $y$ , called **coordinates** of the point. The number  $x$  represents the directed distance from the  $y$ -axis to the point, and the number  $y$  represents the directed distance from the  $x$ -axis to the point (see Figure D.14). For the point  $(x, y)$ , the first coordinate is the **x-coordinate** or **abscissa**, and the second coordinate is the **y-coordinate** or **ordinate**. For example, Figure D.15 shows the locations of the points  $(-1, 2)$ ,  $(3, 4)$ ,  $(0, 0)$ ,  $(3, 0)$ , and  $(-2, -3)$  in the Cartesian plane.

**NOTE** The signs of the coordinates of a point determine the quadrant in which the point lies. For instance, if  $x > 0$  and  $y < 0$ , then the point  $(x, y)$  lies in Quadrant IV.

Note that an ordered pair  $(a, b)$  is used to denote either a point in the plane *or* an open interval on the real number line. This, however, should not be confusing—the nature of the problem should clarify whether a point in the plane or an open interval is being discussed.

### The Distance and Midpoint Formulas

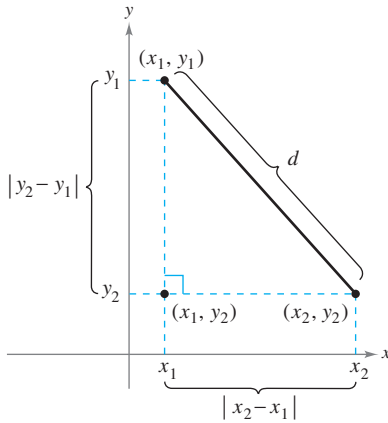
Recall from the Pythagorean Theorem that, in a right triangle, the hypotenuse  $c$  and sides  $a$  and  $b$  are related by  $a^2 + b^2 = c^2$ . Conversely, if  $a^2 + b^2 = c^2$ , then the triangle is a right triangle (see Figure D.16).



The Pythagorean Theorem:

$$a^2 + b^2 = c^2$$

**Figure D.16**



The distance between two points  
**Figure D.17**

Suppose you want to determine the distance  $d$  between the two points  $(x_1, y_1)$  and  $(x_2, y_2)$  in the plane. If the points lie on a horizontal line, then  $y_1 = y_2$  and the distance between the points is  $|x_2 - x_1|$ . If the points lie on a vertical line, then  $x_1 = x_2$  and the distance between the points is  $|y_2 - y_1|$ . If the two points do not lie on a horizontal or vertical line, they can be used to form a right triangle, as shown in Figure D.17. The length of the vertical side of the triangle is  $|y_2 - y_1|$ , and the length of the horizontal side is  $|x_2 - x_1|$ . By the Pythagorean Theorem, it follows that

$$d^2 = |x_2 - x_1|^2 + |y_2 - y_1|^2$$

$$d = \sqrt{|x_2 - x_1|^2 + |y_2 - y_1|^2}$$

Replacing  $|x_2 - x_1|^2$  and  $|y_2 - y_1|^2$  by the equivalent expressions  $(x_2 - x_1)^2$  and  $(y_2 - y_1)^2$  produces the following result.

#### Distance Formula

The distance  $d$  between the points  $(x_1, y_1)$  and  $(x_2, y_2)$  in the plane is given by

$$d = \sqrt{(x_2 - x_1)^2 + (y_2 - y_1)^2}$$

#### EXAMPLE 1 Finding the Distance Between Two Points

Find the distance between the points  $(-2, 1)$  and  $(3, 4)$ .

#### Solution

$$d = \sqrt{(x_2 - x_1)^2 + (y_2 - y_1)^2}$$

$$= \sqrt{[3 - (-2)]^2 + (4 - 1)^2}$$

$$= \sqrt{5^2 + 3^2}$$

$$= \sqrt{25 + 9}$$

$$= \sqrt{34}$$

$$\approx 5.83$$

Distance Formula

Substitute for  $x_1, y_1, x_2,$  and  $y_2$ .

**EXAMPLE 2** Verifying a Right Triangle

Verify that the points (2, 1), (4, 0), and (5, 7) form the vertices of a right triangle.

**Solution** Figure D.18 shows the triangle formed by the three points. The lengths of the three sides are as follows.

$$d_1 = \sqrt{(5 - 2)^2 + (7 - 1)^2} = \sqrt{9 + 36} = \sqrt{45}$$

$$d_2 = \sqrt{(4 - 2)^2 + (0 - 1)^2} = \sqrt{4 + 1} = \sqrt{5}$$

$$d_3 = \sqrt{(5 - 4)^2 + (7 - 0)^2} = \sqrt{1 + 49} = \sqrt{50}$$

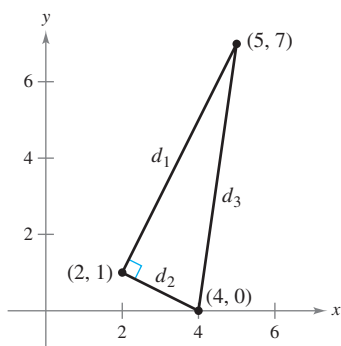
Because

$$d_1^2 + d_2^2 = 45 + 5 = 50 \quad \text{Sum of squares of sides}$$

and

$$d_3^2 = 50 \quad \text{Square of hypotenuse}$$

you can apply the Pythagorean Theorem to conclude that the triangle is a right triangle.



Verifying a right triangle  
**Figure D.18**

**EXAMPLE 3** Using the Distance Formula

Find  $x$  such that the distance between  $(x, 3)$  and  $(2, -1)$  is 5.

**Solution** Using the Distance Formula, you can write the following.

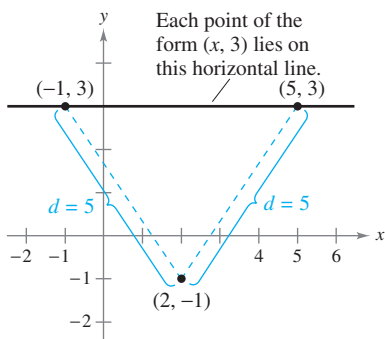
$$5 = \sqrt{(x - 2)^2 + [3 - (-1)]^2} \quad \text{Distance Formula}$$

$$25 = (x^2 - 4x + 4) + 16 \quad \text{Square each side.}$$

$$0 = x^2 - 4x - 5 \quad \text{Write in general form.}$$

$$0 = (x - 5)(x + 1) \quad \text{Factor.}$$

Therefore,  $x = 5$  or  $x = -1$ , and you can conclude that there are two solutions. That is, each of the points (5, 3) and (-1, 3) lies five units from the point (2, -1), as shown in Figure D.19.



Given a distance, find a point.  
**Figure D.19**

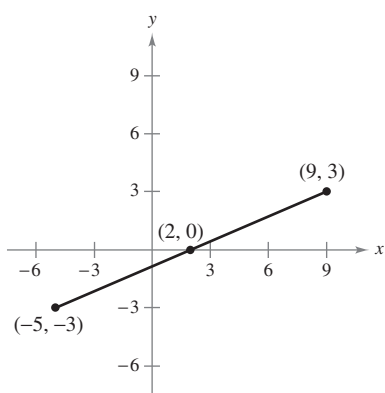
The coordinates of the **midpoint** of the line segment joining two points can be found by “averaging” the  $x$ -coordinates of the two points and “averaging” the  $y$ -coordinates of the two points. That is, the midpoint of the line segment joining the points  $(x_1, y_1)$  and  $(x_2, y_2)$  in the plane is

$$\left( \frac{x_1 + x_2}{2}, \frac{y_1 + y_2}{2} \right). \quad \text{Midpoint Formula}$$

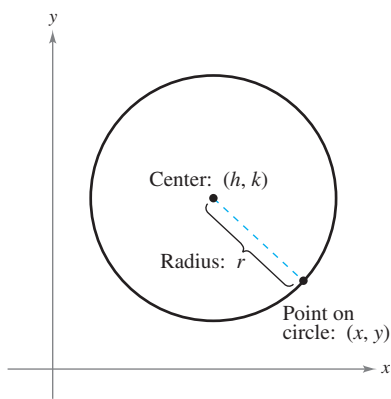
For instance, the midpoint of the line segment joining the points  $(-5, -3)$  and  $(9, 3)$  is

$$\left( \frac{-5 + 9}{2}, \frac{-3 + 3}{2} \right) = (2, 0)$$

as shown in Figure D.20.



Midpoint of a line segment  
**Figure D.20**



Definition of a circle  
**Figure D.21**

### Equations of Circles

A **circle** can be defined as the set of all points in a plane that are equidistant from a fixed point. The fixed point is the **center** of the circle, and the distance between the center and a point on the circle is the **radius** (see Figure D.21).

You can use the Distance Formula to write an equation for the circle with center  $(h, k)$  and radius  $r$ . Let  $(x, y)$  be any point on the circle. Then the distance between  $(x, y)$  and the center  $(h, k)$  is given by

$$\sqrt{(x - h)^2 + (y - k)^2} = r.$$

By squaring each side of this equation, you obtain the **standard form of the equation of a circle**.

#### Standard Form of the Equation of a Circle

The point  $(x, y)$  lies on the circle of radius  $r$  and center  $(h, k)$  if and only if

$$(x - h)^2 + (y - k)^2 = r^2.$$

The standard form of the equation of a circle with center at the origin,  $(h, k) = (0, 0)$ , is

$$x^2 + y^2 = r^2.$$

If  $r = 1$ , the circle is called the **unit circle**.

#### EXAMPLE 4 Writing the Equation of a Circle

The point  $(3, 4)$  lies on a circle whose center is at  $(-1, 2)$ , as shown in Figure D.22. Write the standard form of the equation of this circle.

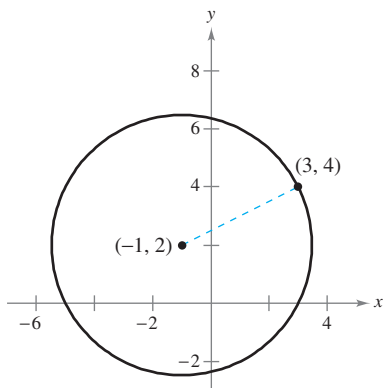
**Solution** The radius of the circle is the distance between  $(-1, 2)$  and  $(3, 4)$ .

$$r = \sqrt{[3 - (-1)]^2 + (4 - 2)^2} = \sqrt{16 + 4} = \sqrt{20}$$

You can write the standard form of the equation of this circle as

$$\begin{aligned} [x - (-1)]^2 + (y - 2)^2 &= (\sqrt{20})^2 \\ (x + 1)^2 + (y - 2)^2 &= 20. \end{aligned}$$

Write in standard form.



**Figure D.22**

By squaring and simplifying, the equation  $(x - h)^2 + (y - k)^2 = r^2$  can be written in the following **general form of the equation of a circle**.

$$Ax^2 + Ay^2 + Dx + Ey + F = 0, \quad A \neq 0$$

To convert such an equation to the standard form

$$(x - h)^2 + (y - k)^2 = p$$

you can use a process called **completing the square**. If  $p > 0$ , the graph of the equation is a circle. If  $p = 0$ , the graph is the single point  $(h, k)$ . If  $p < 0$ , the equation has no graph.



**EXERCISES FOR APPENDIX D.2**

In Exercises 1–6, (a) plot the points, (b) find the distance between the points, and (c) find the midpoint of the line segment joining the points.

- 1. (2, 1), (4, 5)
- 2. (-3, 2), (3, -2)
- 3.  $(\frac{1}{2}, 1), (-\frac{3}{2}, -5)$
- 4.  $(\frac{2}{3}, -\frac{1}{3}), (\frac{5}{6}, 1)$
- 5.  $(1, \sqrt{3}), (-1, 1)$
- 6.  $(-2, 0), (0, \sqrt{2})$

In Exercises 7–10, determine the quadrant(s) in which (x, y) is located so that the condition(s) is (are) satisfied.

- 7.  $x = -2$  and  $y > 0$
- 8.  $y < -2$
- 9.  $xy > 0$
- 10. (x, -y) is in Quadrant II.

In Exercises 11–14, show that the points are the vertices of the polygon. (A rhombus is a quadrilateral whose sides are all of the same length.)

Vertices	Polygon
11. (4, 0), (2, 1), (-1, -5)	Right triangle
12. (1, -3), (3, 2), (-2, 4)	Isosceles triangle
13. (0, 0), (1, 2), (2, 1), (3, 3)	Rhombus
14. (0, 1), (3, 7), (4, 4), (1, -2)	Parallelogram

15. **Number of Stores** The table shows the number y of Target stores for each year x from 1994 through 2003. (Source: Target Corp.)

Year, x	1994	1995	1996	1997	1998
Number, y	960	1029	1101	1130	1182

Year, x	1999	2000	2001	2002	2003
Number, y	1243	1307	1381	1475	1553

Select reasonable scales on the coordinate axes and plot the points (x, y).

16. **Conjecture** Plot the points (2, 1), (-3, 5), and (7, -3) on a rectangular coordinate system. Then change the sign of the x-coordinate of each point and plot the three new points on the same rectangular coordinate system. What conjecture can you make about the location of a point when the sign of the x-coordinate is changed? Repeat the exercise for the case in which the sign of the y-coordinate is changed.

In Exercises 17–20, use the Distance Formula to determine whether the points lie on the same line.

- 17. (0, -4), (2, 0), (3, 2)
- 18. (0, 4), (7, -6), (-5, 11)

- 19. (-2, 1), (-1, 0), (2, -2)
- 20. (-1, 1), (3, 3), (5, 5)

In Exercises 21 and 22, find x such that the distance between the points is 5.

- 21. (0, 0), (x, -4)
- 22. (2, -1), (x, 2)

In Exercises 23 and 24, find y such that the distance between the points is 8.

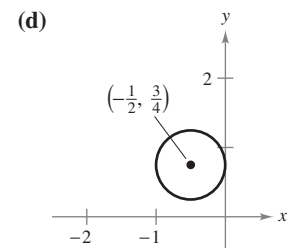
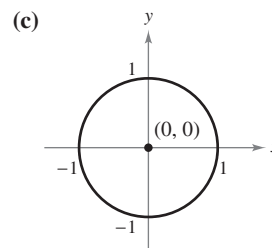
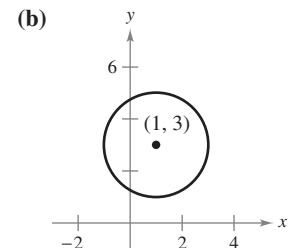
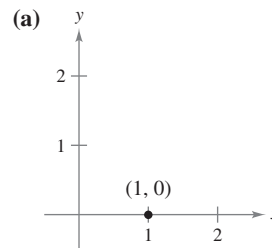
- 23. (0, 0), (3, y)
- 24. (5, 1), (5, y)

25. Use the Midpoint Formula to find the three points that divide the line segment joining  $(x_1, y_1)$  and  $(x_2, y_2)$  into four equal parts.

26. Use the result of Exercise 25 to find the points that divide the line segment joining the given points into four equal parts.

- (a) (1, -2), (4, -1)
- (b) (-2, -3), (0, 0)

In Exercises 27–30, match the equation with its graph. [The graphs are labeled (a), (b), (c), and (d).]

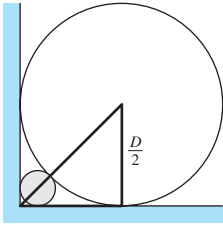


- 27.  $x^2 + y^2 = 1$
- 28.  $(x - 1)^2 + (y - 3)^2 = 4$
- 29.  $(x - 1)^2 + y^2 = 0$
- 30.  $(x + \frac{1}{2})^2 + (y - \frac{3}{4})^2 = \frac{1}{4}$

In Exercises 31–38, write the general form of the equation of the circle.


- 31. Center: (0, 0)  
Radius: 3
- 32. Center: (0, 0)  
Radius: 5
- 33. Center: (2, -1)  
Radius: 4
- 34. Center: (-4, 3)  
Radius:  $\frac{5}{8}$

35. Center:  $(-1, 2)$   
Point on circle:  $(0, 0)$
36. Center:  $(3, -2)$   
Point on circle:  $(-1, 1)$
37. Endpoints of diameter:  $(2, 5), (4, -1)$
38. Endpoints of diameter:  $(1, 1), (-1, -1)$
39. **Satellite Communication** Write the standard form of the equation for the path of a communications satellite in a circular orbit 22,000 miles above Earth. (Assume that the radius of Earth is 4000 miles.)
40. **Building Design** A circular air duct of diameter  $D$  is fit firmly into the right-angle corner where a basement wall meets the floor (see figure). Find the diameter of the largest water pipe that can be run in the right-angle corner behind the air duct.




In Exercises 41–48, write the standard form of the equation of the circle and sketch its graph.

41.  $x^2 + y^2 - 2x + 6y + 6 = 0$
42.  $x^2 + y^2 - 2x + 6y - 15 = 0$
43.  $x^2 + y^2 - 2x + 6y + 10 = 0$
44.  $3x^2 + 3y^2 - 6y - 1 = 0$
45.  $2x^2 + 2y^2 - 2x - 2y - 3 = 0$
46.  $4x^2 + 4y^2 - 4x + 2y - 1 = 0$
47.  $16x^2 + 16y^2 + 16x + 40y - 7 = 0$
48.  $x^2 + y^2 - 4x + 2y + 3 = 0$

 In Exercises 49 and 50, use a graphing utility to graph the equation. Use a square setting. (*Hint: It may be necessary to solve the equation for  $y$  and graph the resulting two equations.*)

49.  $4x^2 + 4y^2 - 4x + 24y - 63 = 0$
50.  $x^2 + y^2 - 8x - 6y - 11 = 0$

 In Exercises 51 and 52, sketch the set of all points satisfying the inequality. Use a graphing utility to verify your result.

51.  $x^2 + y^2 - 4x + 2y + 1 \leq 0$
52.  $(x - 1)^2 + (y - \frac{1}{2})^2 > 1$

53. Prove that

$$\left(\frac{2x_1 + x_2}{3}, \frac{2y_1 + y_2}{3}\right)$$

is one of the points of trisection of the line segment joining  $(x_1, y_1)$  and  $(x_2, y_2)$ . Find the midpoint of the line segment joining

$$\left(\frac{2x_1 + x_2}{3}, \frac{2y_1 + y_2}{3}\right)$$

and  $(x_2, y_2)$  to find the second point of trisection.

54. Use the results of Exercise 53 to find the points of trisection of the line segment joining the following points.

- (a)  $(1, -2), (4, 1)$       (b)  $(-2, -3), (0, 0)$

**True or False?** In Exercises 55–58, determine whether the statement is true or false. If it is false, explain why or give an example that shows it is false.

55. If  $ab < 0$ , the point  $(a, b)$  lies in either Quadrant II or Quadrant IV.
56. The distance between the points  $(a + b, a)$  and  $(a - b, a)$  is  $2b$ .
57. If the distance between two points is zero, the two points must coincide.
58. If  $ab = 0$ , the point  $(a, b)$  lies on the  $x$ -axis or on the  $y$ -axis.

In Exercises 59–62, prove the statement.

59. The line segments joining the midpoints of the opposite sides of a quadrilateral bisect each other.
60. The perpendicular bisector of a chord of a circle passes through the center of the circle.
61. An angle inscribed in a semicircle is a right angle.
62. The midpoint of the line segment joining the points  $(x_1, y_1)$  and  $(x_2, y_2)$  is

$$\left(\frac{x_1 + x_2}{2}, \frac{y_1 + y_2}{2}\right).$$